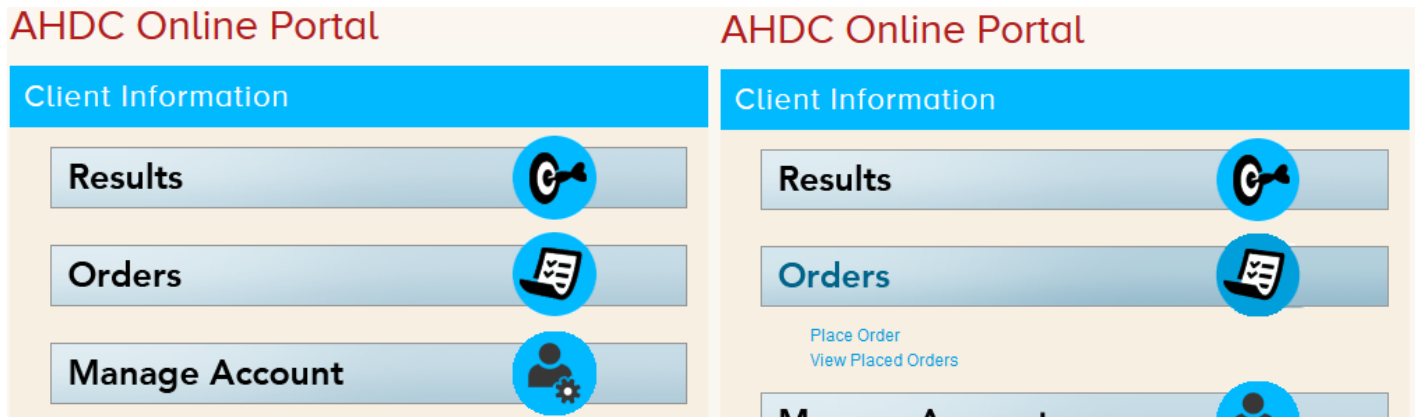


Instructions for Online Test Ordering

As a client of the AHDC, you have the convenience of using our Online Ordering Application. Once you sign in to the AHDC My Account Portal (<http://ahdc.vet.cornell.edu/myaccount>), you should see the following options:



Click on **Orders** to expand the section, and then click **Place Order** to begin the online process.

The screenshot displays the 'Online Ordering' interface, specifically the first step: '1. Submission Information'. At the top, a progress bar shows four steps: '1. Submission Information' (highlighted in red), '2. Owner, Clinic, DVM', '3. Animal, Sample, Tests', and '4. Review Order'. Below the progress bar, the form includes the following fields and options:

- Your Reference Number:
- Previous / Related Accession:
- *Reason for Sampling: Clinical Export General NYSCHAP Regulatory
- *Clinical Presentation: A list of conditions (Normal, Abortion/Repro Failure, Anorexia, Cardiac, Chronic Weight Loss, Dermatological, Edema, Endocrine) with an 'Add ->' button and a 'Chosen Items' list with a '< Remove' button.
- *History:
- Clinical/Differential Diagnosis:
- Attach Files (4MB size limit per file) button
- Next >> button

Fields marked with a **red asterisk (*)** are required.

Your Reference Number: Enter any internal reference number you need to track this sample. This reference number will show on your result reports and on your AHDC invoice.

Previous/Related Accession: Enter any previous accession number associated with this sample or animal.

* **Reason for Sampling:** Select the reason for submission of sample. Choices are: Clinical, Export, General, NYSCHAP, and Regulatory.

* **Clinical Presentation:** Hold Ctrl and click on as many clinical signs as apply to this submission, then click the Add button. You can also click on any chosen item in the right column and then click Remove to delete it from the Chosen Items list.

* **History:** Enter detailed history. You may paste text here from another application if desired, or attach a file.

Clinical/Differential Diagnosis: Please enter your list of possible diagnoses for this submission.

Attach Files: There is a 4MB size limit per file. Click **Attach Files** to locate the file on your computer.

Click **Next >>** to continue the order process.

Online Ordering Application

The screenshot displays the 'Online Ordering Application' interface. At the top, there is a navigation bar with four steps: '1. Submission Information', '2. Owner, Clinic, DVM' (highlighted in red), '3. Animal, Sample, Tests', and '4. Review Order'. Below the navigation bar, the main content area is titled '2. Owner, Clinic and DVM'. It contains two required fields: '*Choose Owner:' and '*Choose DVM:'. Each field has a dropdown menu with a search icon and a close button, and a checkbox labeled 'Owner Not Listed' and 'DVM Not Listed' respectively. Below these fields, there is an 'Account Info' section with the following text: 'Hometown Animal Clinic', '123 Main Street', 'Hometown, US 12345', and a red link 'Edit Information'. At the bottom right, there are three buttons: '<< Previous', 'One Animal >>', and 'Multi Animals >>'.

Account Info: Your account information should be displayed in the bottom left of this screen. Click “Edit Information” to make changes or corrections.

Update Account Information

Update Clinic Information

First Name:

Last Name:

Address:

City :

State :

Zipcode :

Business Name:

Phone Number: () - -

Fax Number: () - -

Update Account

Click **Update Account** to return to the Online Ordering Application.

* **Choose Owner:** Select owner from the drop down list or enter a new owner by clicking the checkbox next to “Owner Not Listed”.

Enter Owner Information

Add Owner Information

*Name:

*Address:

*City :

Country :
United States

*State : ~ US States ~

Postal Zipcode :

County:

Phone Number: () - -

Fax Number: () - -

Premise ID:

NYSCHAP ID:

Save Changes

Click **Save Changes** when you are done.

* **Choose DVM:** Select DVM from the drop down list. If your DVM does not appear in the drop down, please update your information by clicking the checkbox next to “DVM Not Listed”.

Enter DVM Information

Add DVM Information

*First Name: *License Number:

*Last Name: Email:

Address: Phone Number: () - -

City : Fax Number: () - -

State : ~ US States ~

Zipcode :

Save Changes

Click **Save Changes** when you are done.

Online Ordering Application

1. Submission Information 2. Owner, Clinic, DVM 3. Animal, Sample, Tests 4. Review Order

2. Owner, Clinic and DVM

*Choose Owner: ? Select or type an owner ... Owner Not Listed

*Choose DVM: ? Select or type a DVM ... DVM Not Listed

Account Info
Hometown Animal Clinic
123 Main Street
Hometown, US 12345
[Edit Information](#)

<< Previous One Animal >> Multi Animals >>

As appropriate:

Click **One Animal >>** to enter information about a single animal.

OR

Click **Multi Animals >>** to enter information about more than one animal.

EXAMPLE

One Animal >>

Online Ordering Application

1. Submission Information2. Owner, Clinic, DVM3. Animal, Sample, Tests4. Review Order

3. Animal Information

[Pick an Animal from Past Submissions](#)

*Species: Breed:

Sex:

Date of birth: - OR - Age:

Official Animal ID: Animal Name:

<< Previous **Samples and Tests >>**

If this animal has been tested before, you can click the link to [“Pick an Animal from Past Submissions”](#)

Animal Search X

Previous Animal Submissions

Search By Animal ID:

List of Animals:

Search By Animal ID: Type name of animal or leave blank to retrieve full list. Click **Search** when ready. If there are any previous animal submissions that meet your criteria, they will be displayed in the **List of Animals** dropdown.

Animal Search

Previous Animal Submissions

Search By Animal ID: Search

1 animals found. Please select the animal.

List of Animals:

Select the animal you wish to use from the drop down list.

Animal Search

Previous Animal Submissions

Search By Animal ID: Search

1 animals found. Please select the animal.

List of Animals: SARAH

Animal Id: SARAH
Sex: FEMALE
Species: CANINE
Breed: MIXED DOG

Use This Animal

Click to select and return to the **Animal Information** screen. The information for the animal you selected should be filled in for you.

1. Submission Information 2. Owner, Clinic, DVM 3. Animal, Sample, Tests 4. Review Order

3. Animal Information

[Pick an Animal from Past Submissions](#)

*Species: Breed:

Sex:

Date of birth: - OR - Age:

Official Animal ID: Animal Name:

<< Previous Samples and Tests >>

If this animal has NOT been tested before, please enter animal information:

* **Species:** Select the species from the drop down list. For your convenience, the most commonly used species are located at the top of the list.

Breed: Select the animal breed from the drop down list. The available breeds will display according to the species designation.

Sex: Select the animal sex from the drop down list.

Date of Birth: Select the date of birth from the calendar or enter the date in the correct format.

- OR -

Age: Enter the age, if no date of birth provided. Please indicate if age is in days (d), months (m), or years (y).

For example: 5d; 10m; 2y. **Also acceptable:** mature; >2m; aged. Max length is 7 characters.

Official Animal ID: Enter the Official Animal ID.

Animal Name: Enter the animal name.

Note: The information entered for “Official Animal ID” and “Animal Name” will appear in its entirety on the General Submission form. All Animal IDs entered in the identification fields will appear on the printed submission form. Your result report will only display a total of 30 characters.

Click [Samples and Tests >>](#) to continue to the next screen.

3. Add Sample and Tests

1 *Sample Type: ?

2 *Sample Date: ?

3 Tests to Run ?

Abortion testing for Bacteriology
Acid Fast Stain (for bacteria)
Acid Fast Stain (Johne's)
Acid Fast Stain for Cryptosporidium spp
Acidic-Extracted Drugs
ACTH & Insulin
ACTH endogenous
ACTH Response, Cortisols: 2

Tests Selected

Add ->

<- Remove

4

Total Estimated Cost: \$ 0

This cost may be higher or lower, depending on test pooling or additional fees. For more accurate pricing please call the lab at 607-253-3951.

<< Previous

Review Order >>

The numbers in the gray boxes are there to guide you through the steps on this screen:

* **#1 Sample Type:** Select the sample type from the drop down list. For your convenience, the most commonly used sample types are located at the top of the list. You can also click in the Sample Type field and begin typing to quickly navigate to your choice.

* **#2 Sample Date:** Select the sample date from the calendar or enter the date in the correct format.

#3 Tests to Run: Select one or more tests to run on this sample for this animal. Hold Ctrl and click on as many tests as apply to this sample type, and then click the **Add** button. Click within the **Test to Run** box and begin typing to narrow down your choice. You can also click on any item in the right column and then click **Remove** to delete it from the **Tests Selected** list.

#4 Confirm Sample and Test: Click to add the selected test(s) to your order. The tests will be displayed below and an **estimated cost** calculated.

1. Submission Information
2. Owner, Clinic, DVM
3. Animal, Sample, Tests
4. Review Order

3. Add Sample and Tests

1 *Sample Type:

2 *Sample Date:

3 Tests to Run ?

Abortion testing for Bacteriology
Acid Fast Stain (for bacteria)
Acid Fast Stain (Johne's)
Acid Fast Stain for Cryptosporidium spp
Acidic-Extracted Drugs
ACTH & Insulin
ACTH endogenous
ACTH Response, Cortisols: 2

Add ->

<- Remove

Tests Selected

4

5 Repeat steps 1-4 for more samples

| Sample Type | Test List | |
|-------------|---|--------|
| Serum | Anaplasmosis c-ELISA Acid Fast Stain (Johne's) Acidic-Extracted Drugs ACTH endogenous | Delete |

Total Estimated Cost: \$ 94

This cost may be higher or lower, depending on test pooling or additional fees. For more accurate pricing please call the lab at 607-253-3951.

If the sample type or test list is incorrect, click “[Delete](#)” to remove the information. Repeat steps 1 – 4 to add the correct sample and test(s).

If you have other samples to be tested, repeat steps 1 – 4.

Note: The Total Estimated Cost displayed is **only an estimate**. For more accurate pricing information, please visit our website and search for individual test prices (<http://ahdc.vet.cornell.edu/test/>) or call the lab at 607-253-3951.

When you are finished, click to continue.

EXAMPLE

Multi Animals >>

1. Submission Information 2. Owner, Clinic, DVM **3. Animal, Sample, Tests** 4. Review Order

3. Create Animal List

Number of Animals :

*Species: Breed:

Sex:

Number of Animals: Enter the number of animals to create.

* **Species:** Select the species from the drop down menu. For your convenience, the most commonly used species are located at the top of the list.

Note: If your group of animals contains multiple species or breeds, please select the most common species/breed. Animals that do not fit the criteria can be edited on the following screen.

Breed: Select the animal breed from the drop down list. The available breeds will display according to the species designation.

Sex: Select the animal sex from the drop down list.

You can upload animal ID, age, date of birth, and gender from an Excel file.

Click to create the Animal List.

1. Submission Information
2. Owner, Clinic, DVM
3. Animal, Sample, Tests
4. Review Order

3. Create Animal List

Number of Animals:

*Species: Breed:

Sex: Age:

Animal List

| Animal Item | Animal Id | Species | Breed | |
|-------------|----------------|---------|----------|------------------------|
| 1 | NO ID PROVIDED | Bovine | Guernsey | Remove |
| 2 | NO ID PROVIDED | Bovine | Guernsey | Remove |
| 3 | NO ID PROVIDED | Bovine | Guernsey | Remove |
| 4 | NO ID PROVIDED | Bovine | Guernsey | Remove |
| 5 | NO ID PROVIDED | Bovine | Guernsey | Remove |

Add Animal Id's from Excel File:

No file selected.

Once you have created the Animal List, you can upload the specific animal information from an Excel file. **The Excel file MUST contain a column titled “Animal ID” in order for it to upload correctly.** Column headers could also include Animal_Name as well as Age or Date Of Birth, Sex, or Gender.

Click **Browse** to locate the Excel file on your computer and click **Open**.

Click **Upload** to import the animal information contained in the file into the Animal List.

You may also choose to manually enter animal information. To do so, click to specify information about each animal listed.

Animal Item 1 - NO ID PROVIDED X

Animal Demographics

Species: ? ▼
Breed: ? ▼
Sex: ? ▼
Date of birth: ? - OR - Age: ?

Official Animal ID: ? Animal Name: ?

Enter information for the animal, and then click to advance through your list. When you have reached the last animal in the list, click to return to the Animal List.

When you have entered all relevant information, click to continue to the next screen.

3. Samples and Tests Allocation

Create Sample And Test Package

1 *Sample Type: ? 2 *Sample Date: ?

3

Tests to Run ?

Abortion testing for Bacteriology
 Acid Fast Stain (for bacteria)
 Acid Fast Stain (Johne's)
 Acid Fast Stain for Cryptosporidium spp
 Acidic-Extracted Drugs
 ACTH & Insulin
 ACTH endogenous
 ACTH Response, Cortisols: 2

Add ->

<- Remove

Tests Selected

4 Select Animals by checking check boxes, then

Animal List

| <input checked="" type="checkbox"/> | Select All | — Species Filter — | Breed | Samples | Tests |
|---------------------------------------|------------|--------------------|------------|---------|--|
| 1 <input checked="" type="checkbox"/> | 1234 | Feline | Abyssinian | | Clear All Clear Last |
| 2 <input checked="" type="checkbox"/> | 4567 | Feline | Abyssinian | | Clear All Clear Last |
| 3 <input checked="" type="checkbox"/> | 7899 | Feline | Abyssinian | | Clear All Clear Last |

5 For more tests, repeat steps 1-4

Total Estimated Cost: \$ 0

This cost may be higher or lower, depending on test pooling or additional fees. For more accurate pricing please call the lab at 607-253-3951.

<< Previous Review Order >>

The numbers in the gray boxes are there to guide you through the steps on this screen:

* **#1 Sample Type:** Select the sample type from the drop down list. For your convenience, the most commonly used sample types are located at the top of the list. You can also click in the Sample Type field and begin typing to quickly navigate to your choice.

* **#2 Sample Date:** Select the sample date from the calendar or enter the date in the correct format.

#3 Tests to Run: Select one or more tests to run on this sample for this animal. Hold Ctrl and click on as many tests as apply to this sample type, and then click the Add button. Click within the Test to Run box and begin typing to narrow down your choice. You can also click on any item in the right column and then click Remove to delete it from the Tests Selected list.

#4 Apply Tests: First, you will need to select the animals that the test(s) apply to. By default, all animals are selected. To select/unselect an animal, click in the checkbox next to the Animal ID in the Animal List below.

Once the appropriate animals are checked, click to add the test(s) selected to your order. Edit as needed.

Animal List

| <input checked="" type="checkbox"/> | Select All | <input type="text" value="Species Filter"/> | Breed | Samples | Tests | | |
|-------------------------------------|-------------------------------------|---|--------|------------|--------|---------------------------|--|
| 1 | <input checked="" type="checkbox"/> | 1234 | Feline | Abyssinian | BLDWCL | Acid Fast Stain (Johne's) | Clear All Clear Last |
| 2 | <input checked="" type="checkbox"/> | 4567 | Feline | Abyssinian | BLDWCL | Acid Fast Stain (Johne's) | Clear All Clear Last |
| 3 | <input checked="" type="checkbox"/> | 7899 | Feline | Abyssinian | BLDWCL | Acid Fast Stain (Johne's) | Clear All Clear Last |

#5 If you have other samples to be tested, repeat steps 1 – 4.

When you are finished, click **Review Order >>** to continue.

1. Submission Information
2. Owner, Clinic, DVM
3. Animal, Sample, Tests
4. Review Order

Submission Information Edit

Previous Accession:

Reference Number:

Clinical Presentations:

Clinical Diagnosis:

History: History

Owner Information:

DVM Information:

Animal, Sample, Test Information Edit

| Animal Name | Species | Breed | Sex | Birthdate / Age |
|---|---------|-----------|--------|-----------------|
| SARAH | Canine | Mixed Dog | Female | |
| Samples: SER | | | | |
| Tests: Anaplasmosis c-ELISA Acid Fast Stain (Johne's) Acidic-Extracted Drugs ACTH endogenous | | | | |

Additional Instructions: ?

<< Previous
Finish

Review your order to confirm that all information is correct and all necessary tests have been selected. If you need to make changes in **Submission Information** or **Animal, Sample, Test Information** click the corresponding **Edit** button. This will return you to that section of the submission process. Make any needed changes as you work forward through the screens.

Additional Instructions: Enter additional instructions if required.


Additional Questions (required for NYS Contract Pricing): To be eligible for contract cases in the State of NY, the following questions need to be answered.

Additional Questions (required for NYS Contract Pricing) 


Date of onset of Herd illness:
Date of onset in animals submitted:
Herd size:
No. Dead:
No. Affected:

If you have entered information for animal(s) located in New York State that are being raised for food and/or fiber production, or for horses suspected of having a condition that may threaten the health of other animals or humans, you may be eligible for NYS Contract Pricing. For more information please refer to http://ahdc.vet.cornell.edu/docs/New_York_State_Contract_Case_Pricing.pdf.

Click  to submit your online order. Your General Submission Form will be displayed.

You MUST PRINT your general submission form and send with samples.

Click on the print icon  at the top of the form window to print your submission form.

General Submission Form


*Please print general submission form and send with samples

Create A New Order


Previously Placed Orders

Find...
1 of 1
100%
SAP CRYSTAL REPORTS*

Main Report



General Submission Form



Animal Health Diagnostic Center
College of Veterinary Medicine, Cornell University
In Partnership with the NYS Dept. of Ag & Markets

LAB USE ONLY

AHDC Accession No. / Date

PLEASE NOTE: SAMPLES SUBMITTED FOR TESTING BECOME THE PROPERTY OF THE ANIMAL HEALTH DIAGNOSTIC CENTER AND MAY BE TESTED AS PART OF STATE/FEDERAL SURVEILLANCE PROGRAMS

US Postal Service Address: PO Box 5786 Ithaca, NY 14852-5786

FedEx/UPS Service Address: 240 Farrer Rd. Ithaca, NY 14853

AHDC Contacts
Phone: 607-253-3900
Fax: 607-253-3943
Web: ahdc.vet.cornell.edu
Email: diagcenter@cornell.edu

PLEASE COMPLETE ALL FIELDS, PRINT LEGIBLY, AND ENTER ONLY ONE OWNER PER FORM

| Your Cornell AHDC Acct. No.: 467 | Your Internal Case / Reference No. ** | | | | | | | | | | | | | | | | | | | | | | | | | |
|--|---|---------------------------|--|--|------------|--|---|--------|--|--------------|--------------|--|---------|--------|---------|--------------------|---------------------|-----------------------|--------------------------|---------------------------|--------------------------|--------------------------------------|---------------------------------|-----|---------|--|
| Submitting Veterinarian*: Clinic Name: Address: City, State, Zip: Phone No.: Fax No.: | Owner: Address: City, State, Zip: Phone No.: Fax No.: () - - NYS Premises ID: | | | | | | | | | | | | | | | | | | | | | | | | | |
| Submitting Vet's Signature: _____ | | | | | | | | | | | | | | | | | | | | | | | | | | |
| Type of submission: General | | | | | | | | | | | | | | | | | | | | | | | | | | |
| HISTORY/CLINICAL INFORMATION: <table style="width: 100%; font-size: x-small; border-collapse: collapse;"> <tr> <td style="width: 25%;">Fever</td> <td style="width: 25%;">Dermatological</td> <td style="width: 25%;">Abortion/Repro Failure</td> <td style="width: 25%;">Edema</td> </tr> <tr> <td>Respiratory</td> <td>Endocrine</td> <td>Ocular</td> <td><input checked="" type="checkbox"/> Anorexia</td> </tr> <tr> <td>Neurological</td> <td>Sudden Death</td> <td>Neoplasia</td> <td>Cardiac</td> </tr> <tr> <td>Normal</td> <td>Hepatic</td> <td>Urinary/Urogenital</td> <td>Chronic Weight Loss</td> </tr> <tr> <td>Erosion/Vesicular</td> <td>Hematological/Hemorrhage</td> <td>Gastrointestinal/Diarrhea</td> <td>Musculoskeletal/Lameness</td> </tr> <tr> <td colspan="4">Production/Performance decline Other</td> </tr> </table> | | Fever | Dermatological | Abortion/Repro Failure | Edema | Respiratory | Endocrine | Ocular | <input checked="" type="checkbox"/> Anorexia | Neurological | Sudden Death | Neoplasia | Cardiac | Normal | Hepatic | Urinary/Urogenital | Chronic Weight Loss | Erosion/Vesicular | Hematological/Hemorrhage | Gastrointestinal/Diarrhea | Musculoskeletal/Lameness | Production/Performance decline Other | | | | |
| Fever | Dermatological | Abortion/Repro Failure | Edema | | | | | | | | | | | | | | | | | | | | | | | |
| Respiratory | Endocrine | Ocular | <input checked="" type="checkbox"/> Anorexia | | | | | | | | | | | | | | | | | | | | | | | |
| Neurological | Sudden Death | Neoplasia | Cardiac | | | | | | | | | | | | | | | | | | | | | | | |
| Normal | Hepatic | Urinary/Urogenital | Chronic Weight Loss | | | | | | | | | | | | | | | | | | | | | | | |
| Erosion/Vesicular | Hematological/Hemorrhage | Gastrointestinal/Diarrhea | Musculoskeletal/Lameness | | | | | | | | | | | | | | | | | | | | | | | |
| Production/Performance decline Other | | | | | | | | | | | | | | | | | | | | | | | | | | |
| Clinical / Differential Diagnosis: _____ | | | | | | | | | | | | | | | | | | | | | | | | | | |
| Has related material been submitted previously for this animal(s)/herd: Accession No.: _____ | | | | | | | | | | | | | | | | | | | | | | | | | | |
| Additional Info / History: A detailed history <u>must</u> be provided to receive NYS contract pricing. | | | | | | | | | | | | | | | | | | | | | | | | | | |
| History | | | | | | | | | | | | | | | | | | | | | | | | | | |
| <table border="1" style="width: 100%; border-collapse: collapse; font-size: x-small;"> <thead> <tr> <th colspan="2" style="text-align: center;">ANIMAL IDENTIFICATION</th> <th style="text-align: center;">Specimen Type</th> <th style="text-align: center;">Date Taken</th> <th style="text-align: center;">TEST(S) REQUESTED (per animal) ENTER FULL NAME OF TEST</th> </tr> </thead> <tbody> <tr> <td style="width: 5%; text-align: center;">SEX CODES: M=Male, MR=Male (equine only), MC=Castrated Male, F=Female, SF=Spayed Female</td> <td colspan="4"></td> </tr> <tr> <td style="text-align: center;">AGE CODES: Y=Years, M=Months, W=Weeks, D=Days, OOB=Date of Birth</td> <td colspan="4"></td> </tr> <tr> <td style="width: 5%; text-align: center;">NO</td> <td style="text-align: center;">ANIMAL IDENTIFICATION</td> <td colspan="3"></td> </tr> <tr> <td style="text-align: center;">1</td> <td style="text-align: center;">SARAH - Canine Mixed Dog Female</td> <td style="text-align: center;">SER</td> <td style="text-align: center;">5/30/12</td> <td style="font-size: small;"> Anaplasmosis c-ELISA Acid Fast Stain (Johne's) Acidic-Extracted Drugs ACTH endogenous </td> </tr> </tbody> </table> | | ANIMAL IDENTIFICATION | | Specimen Type | Date Taken | TEST(S) REQUESTED (per animal) ENTER FULL NAME OF TEST | SEX CODES: M=Male, MR=Male (equine only), MC=Castrated Male, F=Female, SF=Spayed Female | | | | | AGE CODES: Y=Years, M=Months, W=Weeks, D=Days, OOB=Date of Birth | | | | | NO | ANIMAL IDENTIFICATION | | | | 1 | SARAH - Canine Mixed Dog Female | SER | 5/30/12 | Anaplasmosis c-ELISA Acid Fast Stain (Johne's) Acidic-Extracted Drugs ACTH endogenous |
| ANIMAL IDENTIFICATION | | Specimen Type | Date Taken | TEST(S) REQUESTED (per animal) ENTER FULL NAME OF TEST | | | | | | | | | | | | | | | | | | | | | | |
| SEX CODES: M=Male, MR=Male (equine only), MC=Castrated Male, F=Female, SF=Spayed Female | | | | | | | | | | | | | | | | | | | | | | | | | | |
| AGE CODES: Y=Years, M=Months, W=Weeks, D=Days, OOB=Date of Birth | | | | | | | | | | | | | | | | | | | | | | | | | | |
| NO | ANIMAL IDENTIFICATION | | | | | | | | | | | | | | | | | | | | | | | | | |
| 1 | SARAH - Canine Mixed Dog Female | SER | 5/30/12 | Anaplasmosis c-ELISA Acid Fast Stain (Johne's) Acidic-Extracted Drugs ACTH endogenous | | | | | | | | | | | | | | | | | | | | | | |

You can also create a new order, or view previously placed orders from this screen. If you click **Previously Placed Orders**, the order you just placed should appear in the **View of Placed Orders** screen.

View of Placed Orders

| Order Placed | Client | Owner | Animals | View GS | Cancel Order |
|--------------|--------|-------|---------|-------------------------|------------------------------|
| 5/30/2012 | | | 1 | View GS | Cancel Order |

Create A New Order

Back To Portal Page

If you need to cancel your order after it has been placed, click on the "[Cancel Order](#)" link.

Warning: Your order will be canceled immediately – no confirmation of your cancellation request is required.

If you would like to view or print your general submission form for an order, click on the "[View GS](#)" link.

If you need additional assistance with the online order process, please call the lab at 607-253-3938.